



4K-compatible HD studio monitors



DT-G17E

DT-G21E

DT-G24E

DT-G27E



4K compatibility

Zero latency mode

Built-in 3D LUT auto calibration

Remote control via web browser





DT-G17E

DT-G21E

DT-G24E

DT-G27E

KEY FEATURES

■ Full HD LCD panels

DT-G series studio monitors use 17.3"/21.5"/23.8"/27" 1920x1080 pixel full HD resolution LCD panels with LED backlighting.

■ Supports 4K-HDMI and 3G-SDI

DT-G series monitors support up to 4K60p HDMI, which can be downsampled to FHD display, and support 3G-SDI (SMPTE 425M) including Level A&B. 2K-SDI (2048x1080p) can also be downsampled to FHD display.

■ New zero latency mode

Almost zero latency* available via a special image processing mode for lip-sync monitoring.

* Only a few lines' delay. Please note that in this mode, no picture correction is possible.

■ Selectable gamma preset

Supports gamma preset selection from: 1.8, 2.2, 2.4, 2.6.

■ Webserver IP remote control

Connect the monitor to a LAN and read the monitor status or set menu by computer web browser, which enables studio administrators to control all the monitors remotely.

■ TSL UMD and user-editable video title

Supports UMD controlling input via RS485 port, compatible with TSL 3.1 and 4.0 UMD protocol. Users can also edit a fixed video title for the monitor, plus the UMD/title letter size, colour and background are selectable.

■ On-screen TALLY display

Displays on-screen TALLY signals of Red / Green / Yellow colours, with on-screen TALLY display position up/down and blinking on/off are selectable.

■ USB firmware upgradable

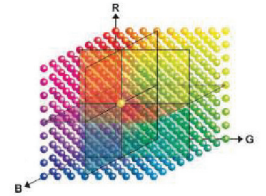
The rear USB port is for firmware upgrades. Users can download firmware to a USB stick, and operate the monitor menu to upgrade, without PC or other adaptors.

■ Other features

- SDI Timecode (LTC, VITC1&2) display
- AFD (Active Format Description) info display
- Frame/Field view selection
- R/G/B/Mono, False color, Zebra stripes display
- Focus assist display mode
- H/V delay, freeze frame display mode
- Safety area selection: 80%, 85%, 90%, 93%, 95%
- Scale marker: 4:3, 13:9, 14:9, 15:9, 1.85:1, 2.35:1
- Native scan, over scan and normal scan selection
- GPI control via RS485 port connection
- 3 user settings for data storage
- 6 user-definable function keys
- V-mount battery plate for field application (AntonBauer plate is an option)
- Rack mount included on DT-G17E

■ 3D LUT auto colour calibration

DT-G series monitors support 3D LUT 17x17x17 precise auto calibration, with built-in colour generator and calibration software. They currently support the X-rite i1 Display (special version) and will support JETI Specbos 1211 (near-future update). Probes directly plug into monitor USB port for auto calibration; the calibration process time is as short as 30 minutes.



■ Built-in De-log LUTs

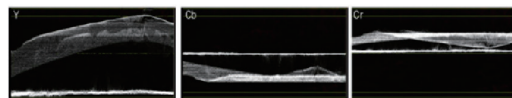
DT-G series monitors have built-in De-log LUTs including JVC J-log1, ARRI Log-C, SONY S-log2, S-log3, Canon C-log, Panasonic V-log and RedLogFilm LUTs, to convert to ITU-Rec.709 directly.

■ User 3D LUT upload

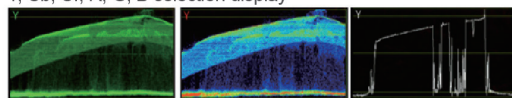
DT-G series monitors support user 3D LUT cube files to upload by USB, which is convenient for colour creation during post-production monitoring.

■ Built-in waveform monitor

Supports waveform selection display (Y, Cb, Cr, R, G, B), and also supports single lines waveform display. The waveform pattern position can be selected from one of four corners or the centre in a larger size. Waveform display colour can be selected from white, green and false colour, with the translucence also selectable.



Y, Cb, Cr, R, G, B selection display



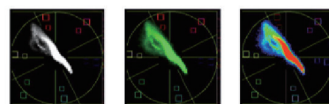
Colour selection and single line mode



Display position selection: four corners and large centre, with adjustable translucence

■ Built-in vector scope and histogram monitor

Supports vector scope and R/G/B/Y histogram display. The vector scope colours can be selected from white, green and false colour, and the position of the patterns can be selected from one of four corners and the translucent is also selectable.



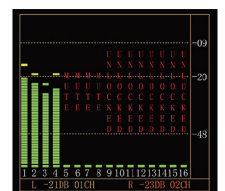
Vector colour selection
Translucent adjustment



Position selection
R/G/B/Y histogram

■ 16-ch audio level meters with alert and output selection

Supports de-embed audio from SDI and HDMI, and displays 16-ch audio level meters, with abnormal audio alerts info displayed on each audio bar. You can also select any 2 channels audio to output via 3.5mm socket or speakers. The audio meter pattern position can be selected from one of four corners, and you can select to display only 2 channels, 8 channels or 16 channels. Also scale markers, alert info, and translucent of the audio meter pattern are selectable.



FRONT PANEL



REAR PANEL



DT-G27E pictured, although all four DT-G models have the same front control and rear interfaces.

COMPATIBLE VIDEO FORMATS

CVBS		NTSC / PAL
Y/Pb/Pr		1080i (50 / 60), 720p (50 / 60), 480i, 480p, 576i, 576p
RGB		640×480, 800×600, 1024×768, 1152×864, 1280×768, 1280×960, 1280×1024, 1600×1200
HDMI		4096×2160p (60 / 59.94 / 50 / 30 / 29.97 / 25 / 24 / 23.98)
		3840×2160p (60 / 59.94 / 50 / 30 / 29.97 / 25 / 24 / 23.98)
		1080p (60 / 59.94 / 50 / 30 / 29.97 / 25 / 24 / 23.98)
		1080i (60 / 59.94 / 50)
		720p (60 / 59.94 / 50)
		480i / 576i / 480p / 576p
SDI	SMPTE 2048-2	2048×1080p (23.98 / 24 / 25 / 29.97 / 30 / 50 / 59.94 / 60)
		2048×1080i (50 / 59.94 / 60)
	SMPTE-425M	1080p (60 / 59.94 / 50)
	SMPTE-274M	1080i (60 / 59.94 / 50); 1080p (30 / 29.97 / 25 / 24 / 23.98)
	SMPTE-RP211	1080psf (30 / 29.97 / 25 / 24 / 23.98)
	SMPTE-296M	720p (60 / 59.94 / 50)
	SMPTE-125M	480i (59.94)
ITU-R BT.656	576i (50)	

SPECIFICATIONS

MODEL	DT-G17E	DT-G21E	DT-G24E	DT-G27E
LCD Display				
Size	17.3 inches wide format	21.5 inches wide format	23.8 inches wide format	27 inches wide format
Display area	381.89mm × 241.81mm	476.64mm × 268.11mm	527.04mm × 296.46mm	598mm × 336mm
Resolution	1920×1080	1920×1080	1920×1080	1920×1080
Colour depth	16.77 million	16.77 million	16.77 million	16.77 million
Aspect ratio	16:9 (4:3 adjustable)	16:9 (4:3 adjustable)	16:9 (4:3 adjustable)	16:9 (4:3 adjustable)
Brightness	300cd/m2	250cd/m2	250cd/m2	250cd/m2
Contrast	700:1	1000:1	1000:1	1000:1
Viewing angle	160°(H) / 160°(V)	178°(H) / 178°(V)	178°(H) / 178°(V)	178°(H) / 178°(V)
Surface treatment	Non-glass	Non-glass	Non-glass	Non-glass
Backlighting	LED	LED	LED	LED
Input signal				
SDI input	2K/3G/HD/SD-SDI ×2	2K/3G/HD/SD-SDI ×2	2K/3G/HD/SD-SDI ×2	2K/3G/HD/SD-SDI ×2
HDMI input	HDMI 2.0 ×1	HDMI 2.0 ×1	HDMI 2.0 ×1	HDMI 2.0 ×1
Component input	Y×1; Pb×1; Pr×1	Y×1; Pb×1; Pr×1	Y×1; Pb×1; Pr×1	Y×1; Pb×1; Pr×1
Composite input	CVBS ×1	CVBS ×1	CVBS ×1	CVBS ×1
RGB input	RGB ×1	RGB ×1	RGB ×1	RGB ×1
Audio input	RCA L×1; R×1	RCA L×1; R×1	RCA L×1; R×1	RCA L×1; R×1
UMD input	RS485 ×1	RS485 ×1	RS485 ×1	RS485 ×1
GPI input	RS485 ×1	RS485 ×1	RS485 ×1	RS485 ×1
LAN input	RJ45 ×1	RJ45 ×1	RJ45 ×1	RJ45 ×1
USB input	USB-A Front ×1; Rear ×1	USB-A Front ×1; Rear ×1	USB-A Front ×1; Rear ×1	USB-A Front ×1; Rear ×1
Output signal				
SDI loop output	2K/3G/HD/SD-SDI ×2	2K/3G/HD/SD-SDI ×2	2K/3G/HD/SD-SDI ×2	2K/3G/HD/SD-SDI ×2
HDMI loop output	HDMI 2.0 ×1	HDMI 2.0 ×1	HDMI 2.0 ×1	HDMI 2.0 ×1
Composite loop output	CVBS ×1	CVBS ×1	CVBS ×1	CVBS ×1
Audio output	3.5mm ×1; Speaker ×2	3.5mm ×1; Speaker ×2	3.5mm ×1; Speaker ×2	3.5mm ×1; Speaker ×2
UMD output	RS485 ×1	RS485 ×1	RS485 ×1	RS485 ×1
General				
AC input	AC 100-240V 50/60Hz	AC 100-240V 50/60Hz	AC 100-240V 50/60Hz	AC 100-240V 50/60Hz
DC input	DC / battery 11V-17V	DC / battery 11V-17V	DC / battery 11V-17V	DC / battery 11V-17V
Power consumption	Max 34.1W	Max 36.3W	Max 38.5W	Max 39.6W
Working temperature	0°C to +40°C	0°C to +40°C	0°C to +40°C	0°C to +40°C
Working humidity	10% - 90%	10% - 90%	10% - 90%	10% - 90%
Storage temperature	15°C - 60°C	15°C - 60°C	15°C - 60°C	15°C - 60°C
Storage humidity	10% - 90%	10% - 90%	10% - 90%	10% - 90%
VESA standard	100×100mm, plus rack mount included	100×100mm	100×100mm	100×100 & 200×100mm
Dimensions	419.2 × 310.4 × 55.8mm	522.3 × 357.5 × 55.8mm	572.7 × 386.2 × 55.8mm	643.5 × 426 × 55.8mm
Net weight	3.95 Kg	5.8 Kg	6.8 Kg	7.95 Kg